

The Official
SCRABBLE®
Players
Dictionary

■ **User's Manual** ■

Introduction

What *The Official Scrabble® Players Dictionary* Can Do

Congratulations! You now have a powerful and portable way to improve your Scrabble® skills and scores. With *The Official Scrabble® Players Dictionary*, you can. . .

- check words' definitions, spellings, and parts of speech;
- find spellings that you don't know;
- build words from your letter and blank tiles;
- enter patterns of letters appearing on the board and fit your tiles to those patterns; and
- include double and triple letter scores in your patterns.

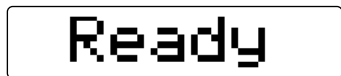
How to Use This Manual

To learn how to use *The Official Scrabble® Players Dictionary*, follow the examples in this manual in order. Then keep the manual handy for reference.

Your First Session

The first time you use The Official Scrabble® Players Dictionary, adjust the contrast and see a demo.

1. Press **ON/OFF**.



2. Press **↑** and **↓** to adjust the contrast.

You can always adjust the screen contrast at the Ready message. If you see nothing, check the battery.

3. Type “—d”. Then press **ENTER**.

You see a quick demonstration of *The Official Scrabble® Players Dictionary*'s main features.

4. To stop the demo, press **CLEAR**.

■ INFORMATION Please

To see instructional information, press **INFO** at the Ready message. Then press **ENTER**.

To return to the Ready message, press **CLEAR**.

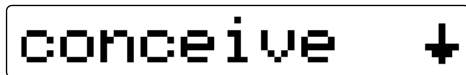
Correcting Spellings

“I before E except after C?” Here's how to check.

1. At the Ready message, type a misspelled word.



2. Press **ENTER**.



3. Press **↓** to move down the correction list.

4. Press **ENTER** twice to define a word.

To see more definitions, press **↓** repeatedly.

5. When you're done, press **CLEAR**.

■ Follow the Arrows to See More Words



Blinking arrows at the far right of the screen mean that there are more words to see. Just press the indicated arrow keys.

Finding Spellings


You can even find spellings when you don't know all the letters in a word. Just type a question mark for each unknown letter, or type an asterisk for any number of letters. Try this example.

1. At the Ready message, type this:

ab?tt*r

2. Press **ENTER**.

abattoir

3. Press  to see more words.

■ Finding Unusual Words

Simply use question marks (?) and asterisks (*) as wild cards. For example, enter “a?” and you’ll see two-letter words beginning with an A. Or, to see words beginning and ending with L, enter “l*l”.

Defining Words

Is that really a word? Here's how to check.

1. At the Ready message, type a word.

olio

To erase letters, press .

2. Press **ENTER**.

olio: a miscella

3. Press **ENTER** to see its full definition.

neouscollection

To scroll manually, hold  or .

4. When you're done, press **CLEAR**.

■ Seeing Parts of Speech

To see a word's part of speech—noun, verb, adjective, etc.—press **INFO** at its definition.

Building Words

To build words from your letter tiles, type the tiles and then press **BUILD**. You'll see a list of words ranked by their Scrabble® scores. Here's an example.

1. Type the tiles in your tray.


Y M R Y G Z U

To erase letters, press .

2. Press **BUILD** to build your Scrabble® list.

25 Z Y M U R G Y *

The number shows the word's Scrabble® score. If no words can be built from your tiles, you'll see a "Sorry can't help" message.

3. Press  to see more words and scores.
4. Press **ENTER** to define a word.
5. When you're done, press **CLEAR**.

Building Words


■ Building Words with Blank Tiles

To build words with blank tiles, type a question mark for each blank tile and then press **BUILD**. For example. . .

1. Type "dol?sty".
2. Press **BUILD**.

18 zlotys

In this word, the blank tile became a Z.

3. Press  to see more words.

You can build words with as many blank tiles as you like. However, you can't build words using an asterisk.

If you type an asterisk and then press **BUILD**, *The Official Scrabble® Players Dictionary* assumes that you've entered a pattern. (See "Filling Patterns.")

Filling Patterns

Using **PATTERN**, you can type patterns of letters appearing on the Scrabble® board and then fit your tiles around them. Follow these examples.

Adding Letters to Words

Let's say that your tiles are SDETIOR and part of the board looks like this:

	A	R	T	

1. At the Ready message, type this:

art

2. Press **PATTERN**.

Enter your tiles

Filling Patterns

3. Type your tiles.

xysuthq

4. Press **BUILD** or **ENTER** to build a Scrabble® list.

15 quarts

5. Press **↓** to move down the list.

6. When you're done, press **CLEAR**.


■ Using Words as Patterns

When you enter a word as a pattern, *The Official Scrabble® Players Dictionary* builds a Scrabble® list of words containing the pattern at the beginning, middle, or end.

For example, the pattern “art” above was used to build “artsy,” “harts,” “quarts,” and other words.

Adding Letters to the Beginning or Ends of Words

Let's say that your tiles are PTHANRI and part of the board looks like this (H is at the edge of the board):



To find words ending in AH, type an asterisk (*) in your pattern. The asterisk stands for any number of letters.

1. At the Ready message, type this:

*ah

2. Press **PATTERN**.

3. Type your tiles.

ptthanri

4. Press **BUILD** or **ENTER**.

11 pariah ↕

5. Press **↓** to move down the Scrabble® list.

6. When you're done, press **CLEAR**.

■ Using Asterisks in Patterns

You can type asterisks in the beginnings, middles, and ends of your patterns.

When you type a pattern with no asterisks, *The Official Scrabble® Players Dictionary* treats the pattern as if it had asterisks at its beginning and end. For example, when you enter "art", the pattern works as if you entered "*art*".

When you type a pattern with asterisks, no other asterisks are assumed. For example, the pattern "*ah" works as "*ah" and ah*" works as "ah*".

Placing Letters Between Words

Your tiles are ERTAIST and the board looks like this:

L			A	
I			R	
D	E	L	T	A

To make words with the L in LID and the A in ART, type question marks as well as asterisks in your pattern.

Each question mark stands any single letter. Each asterisk stands for any number of letters. Here's how.

1. At the Ready message, type this:

l??a

2. Press **PATTERN**.

3. Type your tiles.

ertai~~st~~

4. Press **BUILD** or **ENTER**.

5 liras ↓

5. Press **↓** to move down the Scrabble® list.

6. When you're done, press **CLEAR**.

■ Using Question Marks in Patterns

You can type as many question marks in your patterns as you like. Each question mark stands for any single letter.

When you type a question mark in a pattern, no other question marks or asterisks are assumed.

So, in the above example, you typed question marks at the beginning and end of the pattern to indicate that "l??a" could occur anywhere in a word. If you wanted to build a list of words beginning or ending with "l??a", you would omit one of the asterisks.

Using Double and Triple Letter Scores

Let's say your tiles are EASTRIX and part of the board looks like this:

	A	DOUBE LETTER SCORE		DOUBE LETTER SCORE	T	
--	---	--------------------------	--	--------------------------	---	--

To take advantage of the double letter scores, type twos at the appropriate squares. Each two doubles the score for that square.

1. At the Ready message, type this:

a2?2t

To type a two, press **[?]** and then press **[↑]**.

2. Press **[PATTERN]**.

3. Type your tiles.

eastrix

4. Press **[BUILD]** or **[ENTER]**.

10 ariettas ↓

5. Press **[↓]** to move down the list.

6. When you're done, press **[CLEAR]**.

■ To Type Triple Letter Scores

Simply press **[?]** and then press **[↑]** twice. You'll see a three in your pattern, like this:

ble3

Then type your tiles and press **[BUILD]**.

■ Using Twos and Threes in Patterns

When you type twos and threes, no question marks or asterisks are assumed in your patterns. You must type them if you want them.

Product Care

Replacing the Battery

The Official Scrabble® Players Dictionary runs on one CR2032, 3-volt lithium battery.

To replace it, with your fingernails open the battery holder on the back of the unit. Remove the old battery and install a new one. The new battery's plus (+) sign should face you and align with the plus sign on the battery holder. Then insert the battery holder and battery into the unit.

Cleaning and Storing

To clean *The Official Scrabble® Players Dictionary*, spray a mild glass cleaner onto a cloth and wipe its surface. Don't spray liquids directly onto the unit.

When not in use, keep your unit in its carrying pouch. Don't store *The Official Scrabble® Players Dictionary* in extreme heat, cold, humidity or other adverse conditions.

Customer Service

If you have a problem with your unit, refer to the limited warranty information in this manual. If you purchased *The Official Scrabble® Players Dictionary* outside the United States, contact the place of purchase to obtain warranty or repair information.

Specifications

Model SCR-30

- more than 100,000 words, with scores, specially chosen for Scrabble® Brand word games
- more than 42,000 definitions
- Spellblaster II™ spelling correction with MatchMaker™ characters
- double and triple letter score characters
- context-sensitive information messages
- self-demonstration
- screen contrast adjustment
- ROM size: 4 megabits
- RAM size: 2 kilobytes
- Battery: 1 lithium CR2032
- Dimensions: 10.6 x 6.2 x 0.6 cm (4-1/8" x 2-3/8" x 1/4")
- Weight: 1.8 oz.

Copyrights, Trademarks, and Patents

© 1992 Franklin Electronic Publishers, Inc. All rights reserved. This manual is copyrighted 1992 by Franklin.
© 1992 Merriam-Webster, Inc. All rights reserved.
© 1990 by Milton Bradley Company, a division of Hasbro, Inc. Spellblaster II and MatchMaker are trademarks of Franklin. "A Merriam-Webster," "Knowledgebase," and WREATH and MONOGRAM are trademarks of Merriam-Webster, Incorporated, and are used herein pursuant to license.
Scrabble® is a registered trademark of Hasbro, Inc., manufacturer of Scrabble® Brand word games.
U.S. Patents 4,490, 811; 4,830,618; 5,113,340
European Patent 0 136 379 PAT. PENDING
ISBN 1-56712-002-4

Limited Warranty (U.S.A. only)

Franklin Electronic Publishers, Inc. ("Franklin") warrants to the end user that this product will be free from defects in material and workmanship for a period of ONE YEAR from the date of original retail purchase, as evidenced by sales receipt. On discovery of a defect, the end user must return this product (transportation charges prepaid) either to the dealer from whom it was purchased or directly to Franklin at the address given below. Each product returned must include the user's name, address, and telephone number, as well as a brief description of the nature of the defect and a copy of the sales receipt as proof of the date of the original retail purchase. Franklin will, at its option, repair or replace any product at no further charge to the end user on determination by Franklin, in its sole discretion, that the product was defective and that such defect arose within the duration of this limited warranty.

Enclose \$3.00 check or money order for shipping and handling to Franklin Electronic Publishers, Inc.

This warranty does not apply if, in the sole discretion of Franklin, the product has been tampered with, damaged by accident, abuse, misuse, or misapplication, or as a result of service or modification by any party, including any dealer, other than Franklin. FRANKLIN SHALL NOT BE RESPONSIBLE IN ANY WAY FOR ANY SERVICE OR MODIFICATION TO THIS PRODUCT BY ANY PARTY, INCLUDING ANY DEALER, OTHER THAN FRANKLIN.

This warranty applies only to products manufactured by or for Franklin. Batteries, corrosion of battery contacts and any damage caused by batteries are not covered by this warranty.

ALL IMPLIED WARRANTIES, INCLUDING ANY IMPLIED WARRANTIES OF MERCHANTABILITY OR FITNESS FOR A PARTICULAR PURPOSE, SHALL BE STRICTLY LIMITED IN DURATION TO THAT OF THE EXPRESS WARRANTY SET FORTH ABOVE, THAT IS, ONE YEAR FROM THE DATE OF ORIGINAL RETAIL PURCHASE.

THE WARRANTY AND REMEDY SET FORTH ABOVE ARE THE EXCLUSIVE REMEDY OF THE RETAIL BUYER AND END USER IN CONNECTION WITH THE MANUFACTURE, SALE, OR USE OF THIS PRODUCT AND ARE IN LIEU OF ANY AND ALL OTHER WARRANTIES OR REMEDIES, WRITTEN OR ORAL, EXPRESS OR IMPLIED. NO FRANKLIN DEALER, AGENT, OR EMPLOYEE IS AUTHORIZED TO MAKE ANY ADDITIONAL WARRANTY IN THIS REGARD OR TO MAKE ANY MODIFICATION OR EXTENSION OF THIS EXPRESS WARRANTY.

FRANKLIN SHALL NOT BE RESPONSIBLE FOR SPECIAL, INCIDENTAL, OR CONSEQUENTIAL DAMAGES RESULTING FROM THE BREACH OF ANY EXPRESS OR IMPLIED WARRANTY OR IN CONNECTION WITH THE MANUFACTURE, SALE, OR USE OF THIS PRODUCT UNDER ANY LEGAL THEORY, WHICH DAMAGES SHALL INCLUDE, BUT NOT BE LIMITED TO, LOST PROFITS, DAMAGES TO PROPERTY OR DAMAGES FOR PERSONAL INJURY (BUT ONLY TO THE EXTENT PERMITTED BY LAW), UNLESS OTHERWISE CONTRARY TO APPLICABLE LAW. FRANKLIN'S LIABILITY SHALL IN NO CASE EXCEED THE PRICE PAID FOR THE PRODUCT CLAIMED TO BE DEFECTIVE.

This warranty shall not be applicable to the extent that the enforcement of any provision may be prohibited by applicable law. This warranty gives you specific rights, and you may also have other rights which vary from state to state. Some states do not allow the exclusion or limitation of incidental or consequential damages or limitation on how long an implied warranty may last so the above limitation or exclusion may not apply to you. Enclose \$3.00 check or money order for shipping and handling to:

FRANKLIN ELECTRONIC PUBLISHERS, INC.
ATTENTION: SERVICE DEPARTMENT
122 BURRS ROAD
MT. HOLLY, NEW JERSEY 08060
609-261-4800

Key Guide

Function Keys

INFO

Show related information.

BUILD

Build words from typed tiles.

PATTERN

Enter a pattern.

ON/OFF

Turn unit on or off.

ENTER

Make an entry or define a word.

CLEAR

Clear to the Ready message.

Arrow Keys



Move through words.



Erase typed characters.

MatchMaker™ Keys

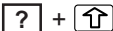


Stand for an unknown letter, blank tile, or empty square.



Stand for a series of letters, tiles, or squares.

Key Combinations



Type a double letter score (2).



Type a triple letter score (3).