


CHAMBERS CONCISE CROSSWORD DICTIONARY



User's Guide
www.franklin.com

License Agreement

READ THIS LICENSE AGREEMENT BEFORE USING THE ELECTRONIC REFERENCE. YOUR USE OF THE ELECTRONIC REFERENCE DEEMS THAT YOU ACCEPT THE TERMS OF THIS LICENSE. IF YOU DO NOT AGREE WITH THESE TERMS, YOU MAY RETURN THIS PACKAGE WITH PURCHASE RECEIPT TO THE DEALER FROM WHICH YOU PURCHASED THE ELECTRONIC REFERENCE AND YOUR PURCHASE PRICE WILL BE REFUNDED. ELECTRONIC REFERENCE means the software product and documentation found in this package and FRANKLIN means Franklin Electronic Publishers, Inc.

Limited Use License

All rights in the ELECTRONIC REFERENCE remain the property of FRANKLIN. Through your purchase, FRANKLIN grants you a personal and nonexclusive license to use this ELECTRONIC REFERENCE. You may not make any copies of the ELECTRONIC REFERENCE or of the data stored therein, whether in electronic or print format. Such copying would be in violation of applicable copyright laws. Further, you may not modify, adapt, disassemble, decompile, translate, create derivative works of, or in any way reverse engineer the ELECTRONIC REFERENCE. You may not export or reexport, directly or indirectly, the ELECTRONIC REFERENCE without compliance with appropriate governmental regulations. The ELECTRONIC REFERENCE contains Franklin's confidential and proprietary information which you agree to take adequate steps to protect from unauthorized disclosure or use. This license is effective until terminated. This license terminates immediately without notice from FRANKLIN if you fail to comply with any provision of this license.

Introduction

With your new *Crossword Dictionary* you can . . .

- find possible crossword answers when you know only a few letters
- find more possible answers by changing letters
- locate phrases by typing a key word
- find synonym lists for thousands of words
- check thousands of proper names of people, places, works of fiction etc.
- use Anagram Solver to build words with your selected letters
- play Crossword Quiz and Anagrams to practice your puzzle solving skills.

Chambers Concise Crossword Dictionary does not provide definitions. What it provides are thousands of words, phrases, and synonym lists to help you with your crossword puzzles. By combining your knowledge with the available crossword solutions, you can solve most crossword puzzles.

Key Guide

Function Keys

BACK	Goes back one step or erases a letter.
CLEAR	Clears to the Ready screen.
DICT	Looks up entries in the dictionary.
ENTER	Enters a word or scrolls text to the left.
HELP	Displays a help message.
MORE	Finds more word choices.
ON/OFF	Turns <i>Crossword Dictionary</i> on or off.
PHRASE	Searches for phrases including key word.
GAMES	Goes to the Games Menu.
?	Types a ? to stand for one letter.
*	Types a * to stand for a series of letters.

Direction Keys

◀	Moves left.
▶	Types a space or moves right.
▲	Scrolls up a list or darkens the screen contrast at the Ready screen.
▼	Scrolls down a list or lightens the screen contrast at the Ready screen.

Getting Started

Note: CWR-206 users should begin with Step 1. CWR-108 users should pull the battery tab, turn their unit on and go to step 5.

1. Turn your *Crossword Dictionary* over.
2. Remove its battery cover.
3. Insert four AAA batteries into the battery compartment.

Follow the markings in the battery compartment.

4. Replace the battery cover.
Your *Crossword Dictionary* will turn on once the batteries are inserted.
5. To make the screen lighter or darker, press ▼ or ▲ several times.

✓ Resuming Where You Left Off

To extend battery life, *Crossword Dictionary* will automatically shut off within two minutes if you forget to turn it off. When you turn it on again, you return to the last screen you viewed.

✓ Viewing Help Information

You can view help information at most screens by pressing **HELP**. Help information scrolls automatically, and when done, returns you to the screen where you pressed **HELP**.

Finding Words

Crossword Dictionary helps you find answers to crossword puzzles by finding missing letters. Type ? in place of each unknown letter. Type * in place of a series of unknown letters. *Crossword Dictionary* finds all possible matches from its word list.

1. Type a word with ?'s and *s (e.g., **BI?W***).

To erase a letter, press **BACK**.

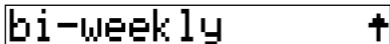
To type a space, press ►. You can type capitals only.

2. Press **ENTER** to search.



A list of matching words appears.

3. Press ▼ to scroll down the list.



A ? can stand for a hyphen as well as a letter, as shown here.

4. Press **CLEAR** when finished.

Finding Words

✓ Follow the Arrows

The flashing arrows show which arrow keys you can press to view more.

✓ What is the Flashing D?

Chambers Concise Crossword Dictionary provides synonym lists for many words. When you see the flashing *D* at the right of the screen, press **DICT** to view these lists. To learn more, read “Using the Dictionary” on page 9.

✓ Correcting Misspellings

Crossword Dictionary can also be used as a spell checker. However, it can correct only those words that are in this crossword list from Chambers®. It may not recognize some commonly used English words. If you misspell a word at the Ready screen, a list of possible corrections appears. Scroll this list to find the word you want.

Finding More Words

If the word you are looking for is not on the list of matching words, press **MORE** to find more possibilities. When you press **MORE**, *Crossword Dictionary* substitutes a letter for one that you have typed. Try this example.

1. Type a word (e.g., COT) and press ENTER.

Correct word appears. This means the word was spelled correctly.


2. Press MORE.



Note: You can also press **MORE** from the Ready screen.

The underlined letter is the new letter.

3. Press ▲ and ▼ to scroll up and down the matches.



These are all variations of the original word *cot*, with one letter changed, .

4. Press CLEAR when finished.

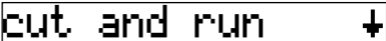
Finding Phrases

Crossword Dictionary can also find phrases that include a key word that you enter.

1. Type a word in a phrase (e.g., **RUN**).
2. Press **ENTER** to check for correct spelling.

When the word you are looking up has multiple forms, the different forms appear in a list.

3. Press **PHRASE**.

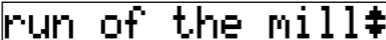


cut and run ↓

Note: You can also press **PHRASE** from the Ready screen.

While *Crossword Dictionary* searches for phrases, you see the message *Working....* A list of matching phrases appears.

4. Press **▲** and **▼** to scroll up and down the list of phrases.



run of the mill#

5. Press **CLEAR** when finished.

Using the Dictionary

In synonym lists, *Crossword Dictionary* does not differentiate between the parts of speech or homonyms of a word. For example, look up *frequent*, and you get synonyms for both the verb and the adjective. Each entry has the letter count displayed to the left.

1. Press **CLEAR** to go to the Ready screen.
2. Type a word. (e.g. **FREQUENT**).
3. Press **DICT**.



A screenshot of a crossword puzzle interface. It shows a text input field containing the word "5 haunt". The number "5" is on the left, and "haunt" is in the middle. On the right side of the text box, there is a small downward-pointing arrow icon.

When the word has a dictionary entry, you see the message “Dictionary” and the list appears. When there is no dictionary entry, you see the message “Correct word”.


4. Press **▲** and **▼** to scroll up and down the list.
5. Press **CLEAR** to return to the Ready screen.

Using the Games Menu

Crossword Dictionary includes three games that enhance your crossword puzzle solving skills -- *Anagram Solver*, *Crossword Quiz*, and *Anagrams*. The Games menu enables you to set a skill level and select a game.

1. Press **GAMES**.


The message *Select a game* flashes and you go to top of the Games menu.

A screenshot of a menu option. The text 'Set Skill Level' is displayed in a pixelated font within a rectangular border. A small downward-pointing arrow is located at the end of the text.

Any other time you access the Games menu, the game you last played appears. Use ▲ to view the *Set Skill Level* option.

2. When the **Set Skill Level** option appears, press **ENTER**.

The message *Pick Skill Level* flashes and you go to the top of the Skill Level menu.

A screenshot of a menu option. The text 'Beginner' is displayed in a pixelated font within a rectangular border. A small downward-pointing arrow is located at the end of the text.

3. Use ▼ or ▲ to find the skill level you want - *Beginner*, *Intermediate*, or *Advanced*.

Using the Games Menu

4. Press ENTER to select the skill level.

After the skill level is set, the message *Select a game* flashes again.

Then the first game option, *Anagram Solver*, appears.

```
Anagram Solver #
```

5. Use ▼ or ▲ to find the game you want.

6. Press ENTER to select it.

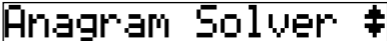
✓ Understanding the Skill Level

The skill level changes the number of correct guesses required in *Anagrams*. It changes the number of letters hidden in *Crossword Quiz*. *Anagram Solver* is unaffected by the skill level.

Playing Anagram Solver

Anagram Solver builds words all the letters you enter.

1. Press **GAMES**, if needed.
2. Use ▼ or ▲ until you see *Anagram Solver*.

A screenshot of a video game title screen. The text "Anagram Solver" is displayed in a pixelated, monospace font. To the right of the text is a small, pixelated icon of a game controller. The entire text and icon are enclosed in a thin black rectangular border.

3. Press **ENTER** to select it.
4. Enter the letters you want to build a word with, (e.g., **ZETETISIG**).

You can enter up to 14 letters.

You can enter a letter more than once.

5. Press **ENTER**.

If a word cannot be formed with the letters you enter, you see *No words found*.

A screenshot of a video game interface showing a word. The word "ZEITGEIST" is displayed in a pixelated, monospace font. The text is enclosed in a thin black rectangular border.

6. Use ▼ and ▲ to view the words built from your letters.
7. Press **ENTER** to play a new round.

Playing Crossword Quiz

To play *Crossword Quiz*, you must guess a mystery word.

1. Press GAMES.

2. Press ▼ or ▲ until you see *Crossword Quiz*.

3. Press ENTER to select it.

A clue of the mystery word appears briefly.

4. Type letters in place of the ?'s.

If you type a letter that is not in the word, you see *No, try again*. If you guessed a letter correctly, continue to type letters until *You win!* appears. Your score appears after each round and clears to zero when you exit the game.

5. Press * to reveal one letter or press ? to reveal the word and forfeit the round.

Getting a hint also forfeits the round.

6. Press ENTER to play another round.

7. Press CLEAR when finished.

Playing Anagrams

Anagrams challenges you to find the anagrams of words. An anagram is a word formed from some or all the letters of another word.

1. Press **GAMES**, if needed.
2. Press **▼** or **▲** to see *Anagrams* and then press **ENTER** to select it.

Note: The number of possible words appears to the right of the screen. This number decreases as you make correct guesses.

3. Type an anagram and then press **ENTER**.

If the anagram is correct, *OK* appears.

4. Enter more anagrams.

Press ***** to shuffle the letters.

5. Use **▼** and **▲** to see the anagrams that you have already entered, if any.
6. To end the round and see all the anagrams, press **?**.
7. Press **ENTER** to play a new round.

About the Batteries

The CWR-108 uses one CR2032 Lithium battery that comes pre installed. The CWR-206 uses four AAA (LR03) batteries. The battery should be changed when the screen contrast is too light even after adjustment. Please have a small Phillips screwdriver at hand before you follow the steps below.

CWR-108 battery replacement

- 1. Turn the unit off and turn it over.**
- 2. Unscrew the back cover and slide it off in the indicated direction.**
- 3. Install a new battery, with its plus sign (+) facing you.**
- 4. Replace the back cover.**

CWR-206 battery replacement

- 1. Turn the unit off and turn it over.**
- 2. Unscrew the back cover and slide it off in the indicated direction.**
- 3. Install the new batteries, following the pattern indicated on the inside of the cover.**

4. Replace the back cover.

Important Notes

1. Different types of batteries or new and used batteries are not to be mixed.
2. Only batteries of the same or equivalent type as recommended are to be used.
3. Batteries are to be inserted with the correct polarity.
4. Exhausted batteries should be removed.
5. The supply terminals are not to be short-circuited.

This unit may change operating modes due to Electro-static Discharge. Normal operation of this unit can be re-established by pressing the reset key, **ON/OFF** or by removing/replacing batteries.

Product Care

Model CWR-108 *Chambers Concise Crossword Dictionary*

- Size: 10.6 x 7 x 1.5 cm • LCD: 1 x 16 characters
 - Battery: 1 CR2032 Lithium • Weight: 65 g
- ISBN 1-59074-199-4

Model CWR-206 *Chambers Concise Crossword Dictionary*

- Size: 13.5 x 8.9 x 2.3 cm • LCD: 1 x 16 characters
 - Battery: 4 AAA batteries • Weight: 113 g
- ISBN 1-59074-198-6

Product Care and Customer Service

To clean this product, spray a mild glass cleaner onto a cloth and wipe its surface. Don't spray liquids directly onto the unit. Don't use or store your unit in extreme or prolonged heat, cold, humidity, or other adverse conditions. If you have a problem with your unit, refer to the warranty. If you purchased your unit outside the United Kingdom, contact the place of purchase to obtain warranty or repair information.

Copyrights, Trademarks, Patents, and ISBN

© 2003 Franklin Electronic Publishers, Inc. Burlington, NJ 08016-4907 U.S.A. All rights reserved.

© 2003 Chambers Harrap Ltd. All rights reserved.

U.S. Patents: 4,830,618; 4,891,775; 5,113,340; 5,203,705; 5,218,536; 5,396,606; 5,249,965; 5,435,564

Comply With FCC Standards

Complies with the limits for a Class B computing device pursuant to Part 15 of FCC Rules.

FCC Tested to Comply with FCC Standards

FOR HOME OR OFFICE USE

Operation is subject to the following two conditions: (1) This device may not cause harmful interference; and (2) this device must accept any interference received, including interference that may cause undesired operation.

Limited Warranty (EU and Switzerland)

This product, excluding batteries and liquid crystal display (LCD), is guaranteed by Franklin for a period of two years from the date of purchase. It will be repaired or replaced with an equivalent product (at Franklin's option) free of charge for any defect due to faulty workmanship or materials.

Products purchased outside the European Union and Switzerland that are returned under warranty should be returned to the original vendor with proof of purchase and description of fault. Charges will be made for all repairs unless valid proof of purchase is provided.

This warranty explicitly excludes defects due to misuse, accidental damage, or wear and tear. This guarantee does not affect the consumer's statutory rights.

Limited Warranty (outside U.S., EU and Switzerland)

This product, excluding batteries and liquid crystal display (LCD), is guaranteed by Franklin for a period of one year from the date of purchase. It will be repaired or replaced with an equivalent product (at Franklin's option) free of charge for any defect due to faulty workmanship or materials.

Products purchased outside the United States, the European Union and Switzerland that are returned under warranty should be returned to the original vendor with proof of purchase and description of fault. Charges will be made for all repairs unless valid proof of purchase is provided.

This warranty explicitly excludes defects due to misuse, accidental damage, or wear and tear. This guarantee does not affect the consumer's statutory rights.