

Franklin

BLB-2

Big League Baseball[™]
ELECTRONIC ENCYCLOPEDIA



User's Manual

Introduction

Congratulations. You now own a portable and powerful way to find thousands of baseball stats. With your new Big League Baseball™ Encyclopedia, you can. . .

- find career and annual batting and pitching stats for all National League players since 1876 and American League players since 1901.
- find team batting and pitching stats, league standings, World Series results since 1903, MVPs since 1931, Rookies of the Year since 1947, and Cy Young winners since 1956.
- find lists of the leaders and losers in dozens of statistical and ratio categories.

This User's Manual will show you how.

■ Your First Tip

Throughout this manual, look for gray-boxed tips like this one. They'll help you get the most from your Big League Baseball Encyclopedia.

Contents

To best use this manual, start at first base and round the bases.

1B	Getting Started	4
	Learning About Stats	5
	Your First Session	6
2B	Finding Stats by Player, Team, and League	10
	Finding Players' Batting Stats	11
	Finding Players' Pitching Stats	14
	Finding Team Stats	17
	Finding League Standings	20
	World Series & Award Winners	23
3B	Requesting Your Own Lists	24
	Best- & Worst-Ever Players	25
	Making Requests with Ratios	27

Contents

HR	Fine-tuning Your Requests	29
	Adding a Limiter	30
	Adding a Team Qualifier	32
	Adding a Year Qualifier	34
	Adding Other Qualifiers	35
	Advanced Requests	37
	Appendixes	
	Troubleshooting Guide	39
	Commands	40
	Stat Abbreviations	41
	Sample Ratios	42
	Limiters and Qualifiers	43
	Product Care	44
	Specifications	45
	Key Guide	47
	Index	48



Getting Started

if you're using the Big League Baseball Encyclopedia for the first time, read this section.

Learning About Stats

Big League Baseball records up to 23 career and annual stats for each player. Weights and heights are career averages.

Batting	Pitching	Biographical
at-bats (AB)	innings pitched (IP)	weight (WT)
batting avg. (BA)	earned run avg. (ERA)	height (HT)
home runs (HR)	wins (W)	age (AGE)
runs batted in (RBI)	losses (L)	
hits (H)	saves (S)	
triples (3B)	earned runs (ER)	
doubles (2B)	walks (BB)	
runs (R)	strikeouts (SO)	
stolen bases (SB)	hits allowed (H)	
total bases (TB)		
slugging avg. (SLG)		

Notice the stat abbreviations. They're how you specify stats. You can also combine them to make ratios such as HR/AB, RBI/AB, and SO/IP. (You'll learn how in "Making Requests with Ratios.")

Your First Session

The first time that you use *Big League Baseball*, follow these steps.

1. Press **ON/OFF**.

PLAY BALL?

This is your home base. It's where you enter your requests for stats.

2. Press **↑** or **↓** to adjust the contrast.

You can always adjust the screen contrast in this way at the PLAY BALL! message. If you still see nothing, check the battery.

3. Type **MAX HR**.

MAX HR_

Type the space by pressing **SPACE**.
To erase letters, press **←**.

4. Press **ENTER** to see the all-time home run hitters.

1 AARON, HANK
HR 755

5. Press **↓** repeatedly to move down the list.

2 RUTH, BABE
HR 714

6. When you're done, press **CLEAR**.

■ Returning to Your Request

You can always return from stats to a request.

To return to your current request, first press **○** plus **←** to zoom to the far left of the screen. Then press **○** plus **→** again.

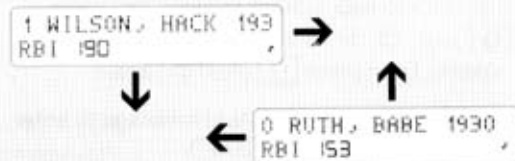
To return to the PLAY BALL! message to enter a new request, press **CLEAR**.

■ Moving Through Stats

When viewing stats, you'll see arrows at the bottom right of Big League Baseball's screen:



They mean that you can press the indicated arrow keys to see more stats.



■ Zooming Through Stats

To zoom to the bottom, top, left, or right of stats, press plus the arrow keys.

The baseball key----is always used in combination with other keys. First press it, and then press the appropriate second key.

■ Seeing a Demonstration

To see what Big League Baseball can do, type "---DEMO" at PLAY BALL! and then press . To stop the demo, press .

■ Help is Always at Hand

To... Press...

See a help message at any time

Move down the message



Exit the message





Finding Stats by Player, Team, and League

This section shows
the simplest ways to find stats.

Finding Players' Batting Stats

To find a batter's weight, height, handedness, birthday, and career and annual stats, type his name and press **ENTER**. Here's an example.

1. At **PLAY BALL!**, type a batter's name.

```
HANK AARON...
```

To erase letters, press **←**.

2. Press **ENTER** to see his weight and height.

```
AARON, HANK <HENRY  
WT 180 HT 6' 0" ,
```

3. Press **→** repeatedly to see his handedness and birthday.


```
R B: 2/5/1934 HOF  
WT 180 HT 6' 0" ,
```

4. Press **○** plus **←** to zoom to the left.

5. Press  to see his career batting stats.

```
BATTING TOTALS:
AB 12364 BA 305 :
```

To see more career stats, press .

6. Press  repeatedly to see his annual stats.



```
1954 MILWAUKEE <N
AB 468 BA 280 :
```

To see more stats, press .

7. When you're done, press .



■ Entering Players' Names

You can enter players by their first name and last name, last name and first name, or last name alone (e.g., MEL OTT, OTT MEL, or OTT).

To type the space between names, press . To erase letters, press .

■ If You Misspell a Name


Or if you enter a name shared by two or more players, you'll see a list of players.



Press  to move down the list. When the player you want is in view, press .

■ Understanding Batting Stats

- BA = H/AB.
- TB = singles (1 pt.) + doubles (2 pts.) + triples (3 pts.) + home runs (4 pts.).
- SLG = TB/AB.

■ Using NEXT/PREV at Players' Stats

If you press  while viewing a player's stats, you'll see the next player alphabetically who was a rookie in the same year.

To see a previous player of that year, press  plus .

Finding Players' Pitching Stats

Here's how to find pitchers' biographical information and career and annual stats.

1. At **PLAY BALL!**, type a pitcher's name.

```
NOLAN RYAN_
```

2. Press **ENTER** to see his weight and height.

```
RYAN, NOLAN <LYNN>  
WT 195 HT 6' 2" r
```

3. Press **↵** repeatedly to see his handedness and birthday.
4. Press **○** plus **↵** to zoom to the left.
5. Press **↓** to see his career pitching stats.

```
PITCHING TOTALS:  
IP 53.192 ERA 3.17
```

To see more career stats, press **↵**.

6. Press **↓** repeatedly to see his annual stats.

To see more stats, press **↵**.

7. When you're done, press **CLEAR**.

■ Understanding Pitching Stats

- ERA= ER/IP.
- As a pitching stat, H means hits allowed.
- Innings pitched (IP) stats have decimals that show thirds of innings. "0.1" means one out. "0.2" means two outs.

■ Using BAT/PITCH

When you enter a player's name, Big League Baseball shows batting stats if the player batted for more seasons than he pitched. If he pitched for an equal number or more seasons than he batted, you see his pitching stats.

How do you see a pitcher's batting stats, if any? Try this example:

1. At **PLAY BALL!**, type **STEVE CARLTON**.
2. Press **ENTER** and then **↓** to see his pitching stats.
3. Press **○** plus **SPACE**. Then press **↓**.

You see his batting stats. To return to his pitching stats, press **○** plus **SPACE** again.

To see a batter's pitching stats, follow the same steps. Try **BABE RUTH** as an example.

Finding Team Stats

To find teams' annual batting and pitching stats, enter a team and a year. You can enter a team's name, city, or city abbreviation. If you don't enter a year, you'll see the team's first-year stats.

1. At **PLAY BALL!**, type a team and a year.

METS 1986_

To type the year, press **○** plus the numbered keys.

2. Press **ENTER** to see team batting stats.



1986 NEW YORK METS
TOT AB 5558 r

To see more batting totals, press **↔**.

3. Press **○** plus **←** to zoom to the left.
4. Press **↓** repeatedly to see team members' batting stats.




```
HERNANDEZ, KEITH
AB 551 BA 310
```

To see more batting stats, press .


5. Press  plus  to see team pitching totals.

```
1986 NEW YORK METS
TOT IP 14840
```


To see more pitching totals, press .

6. Press  repeatedly to see team members' pitching stats. To see more pitching stats, press .
7. When you're done, press .

■ Going From Team to Player Stats

At team stats, you can see players' career and annual stats simply by pressing  when their names are in view.

■ Typing Numbers and Years

To type years, first press .




```
PLAY BALL
. 0 1234 - 56789
```

You'll see numbers at the bottom of the screen. Then press the number keys.

When entering years, if you enter two digits instead of four Big League Baseball assumes the twentieth century (e.g., 69 means 1969).

To enter a nineteenth century year, type all four digits (e.g., 1892).

■ Seeing Other Year's Stats

At team stats, you can see next year's stats by pressing  and those of previous years by pressing  plus .


Finding League Standings

League standings include won/lost percentages (PCT) and games behind first place (GB). Eastern Division records are shown before the Western Division.

1. Type NL or AL and a year.






NL 1991

Type a space between the league and year. To type the year, press  plus the number keys.

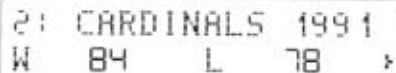
2. Press  to see the first-place team.





1: PIRATES 1991 NL
W 98 L 64

3. Press  to see its won/lost percentage.
4. Press .
5. Press  repeatedly to see other teams' records.




Finding League Standings




2: CARDINALS 1991
W 84 L 78

6. To see won/lost percentage and games behind, press .
7. When you're done, press .

■ Wait Till Next Year

At league standings, you can see next year's standings by pressing . To see the previous year, press  plus .

■ Going from Standings to Team Stats

Also at league standings, you can see team stats by pressing  when a team is in view.

■ Team of the Decade?

You can find teams' won/lost records and winning percentages over seasons by entering their league and a year range.

For example, enter AL 1937-64, and you'll find that the Yankees won more than 62 percent of their games during those years.

■ Finding Rookies

To find all the rookies of a given year, and their first-year stats, simply type a year (e.g., 1939) and press **ENTER**.

To . . .

See the next rookie

Press . . .

NEXT/PREV

See the previous one

○ + **NEXT/PREV**

Rookies are listed alphabetically by year.

World Series & Award Winners

Here's how to find World Series results, Hall of Famers, and winners of the major annual player awards—MVP, Rookies of the Year, and Cy Young. Hall of Famers are listed by the years of their careers.

1. Type one of these requests:

To See . . .

World Series results

Player award winners

Hall of Fame players

Type . . .

WS and a year

AW and a year

HOF

WS 92

This request is for the 1992 World Series results.

2. Press **ENTER**.

3. Press the indicated arrow keys.

4. To see players' career stats, press **ENTER** when their names are in view.

5. When you're done, press **CLEAR**.



3B

Requesting Your Own Lists


This section shows how to request lists of players ranked by stats or ratios.

Best- and Worst-Ever Players

You can find the all-time best and worst players by typing MAX or MIN followed by a stat abbreviation. Type only one MAX or MIN at the start of a request. The 23 stat abbreviations you can enter are on p. 41.

In this example, you'll find the pitchers with the most (MAX) career wins (W).

1. Type MAX or MIN and a stat abbreviation.



MAX W_

Type a space between MAX or MIN and the stat abbreviation.





2. Press **ENTER** to see the first player on the list.



1 YOUNG, CY
W 511

3. Press **↓** to move down the list.
4. When you're done, press **CLEAR**.

■ Viewing Player Lists

Player lists contain up to 50 players. To zoom to the top or bottom of a list, press  plus  or . To see a player's career stats, press  when his name is in view.

■ Biggest, Smallest, Shortest, Tallest

You can request player lists using the biographical stats: HT, WT, and AGE. For example, enter "MAX WT" to see baseball's heavyweights.

■ Specifying Pitchers

Pitchers with no at-bats aren't included in biographical requests. To include them, add a P to your request (e.g., MAX WT P). You must also add a P to specify hits allowed (e.g., MAX H P).

■ Bad Requests

If you see "Bad Request" message, refer to the Troubleshooting Guide on p. 39.

Making Requests with Ratios

You can type a ratio, rather than a single stat, after MAX or MIN in your list requests.

A ratio is one stat divided by another. However,

- you can't divide a batting stat by a pitching stat or vice versa (e.g., AB/IP), and
- you can't use stats in ratios that are already ratios (i.e., BA, ERA, SLG).

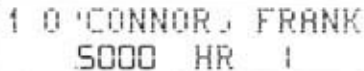
Sample ratios are on p. 42. In this example, you'll find players with the most home runs per at-bat (HR/AB).

1. Type MAX or MIN and a ratio.







To type the slash, press .

2. Press .



The number with the decimal is the value of the ratio.

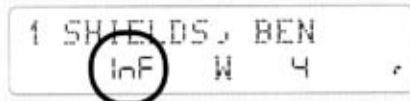
3. Press the indicated arrow keys.

To zoom up or down the list, press  plus  or . To see a player's career stats, press  when his name is in view.

4. When you're done, press .

■ About Infinite Ratios

The value of a ratio is infinite when its denominator is zero. For example, if you enter MAX W/L, you'll see this:



```
1 SHIELDS, BEN
INF W 4
```

INF means that Ben Shields never lost a game.

■ Using Ratios Realistically

When you type requests with ratios, you'll often want to limit the denominator to see players with significant at-bats, innings pitched, and so on. See "Adding a Limiter" to learn how.



Fine-tuning Your Requests

This section shows how to add a limiter and qualifiers to your list requests.

Adding a Limiter

To limit the statistical range of your player list requests, type a limiter after MAX or MIN and the stat or ratio. Limiters always have this structure:

a stat or ratio + GT or LT + a number

GT means greater than, LT less than. In this example, you'll find the players with the most home runs (MAX HR) who have career batting averages less than .250 (BA LT .250).

1. Type MAX or MIN, a stat or ratio, and a limiter.

```
MAX HR BA LT .250
```

In this example, BA LT .250 is the limiter. To type the decimal, press plus .

2. Press .

```
1 KINGMAN, DAVE  
HR 442 BA 2359
```

3. Press the indicated arrow keys.

■ Understanding Limiters

- Each limiter must begin with its own stat abbreviation or ratio, *even when that stat or ratio is the same as the one following MAX or MIN*. For example, to see the players with the most home runs, who have at least 500 home runs, you would enter "MAX HR HR GT 499." Notice the second HR.
- When you're limiting a ratio, you'll usually want to limit the denominator. For example, to see the players with the best home-run-to-at-bats ratio who have at least 1000 career at-bats, you would enter "MAX HR/AB AB GT 1000."

■ Limiting Biographical Stats

Type weights in pounds, heights in inches (e.g., 67 for players who are 5' 7"), and ages in years.

Ages are based on birthdays before or after July 1. So, a player who was 24 at season's start, and was born on June 30, is considered a 24 year old for the entire season.

Adding a Team Qualifier

To narrow your lists to a single team, add a team qualifier to your requests. Team qualifiers can be a team's name, city, or city abbreviation.

You can type only one team qualifier in a request. If you type a team that has had more than one home city, or a city with more than one team, you'll see a list of team choices first.

In this example, you'll find the all-time RBI hitters (MAX RBI) among the Yankees (YANKEES).

1. Type MAX or MIN, a stat or ratio, and a team qualifier.

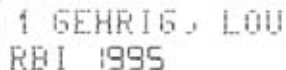


MAX RBI YANKEES...

In this request, YANKEES is the team qualifier.

2. Press **ENTER**.

Adding a Team Qualifier



1 GEHRIG, LOU
RBI 1995

3. Press **↓** to move down the list.
4. Press **ENTER** to see a player's career stats.
5. When you're done, press **CLEAR**.

■ Team Qualifiers Find Team Stats

So the player stats that you see aren't necessarily their career totals. To find career stats, press **ENTER** when a player's name is in view, and then press **↓**.

■ Returning to Your Request

Remember, you can return to your current request by pressing **○** plus **←** to zoom to the far left of the stats. Then press **○** plus **←** again to go to your request.

Adding a Year Qualifier

To narrow your lists to certain years, add a year qualifier to your requests. Here are your options.

Year Qualifiers	Examples
a single year	1969
a starting year	1945-
an ending year	-1900
a year range	1980-89

1. Type **MAX** or **MIN**, a stat or ratio, and a year qualifier.

```
MAX SO 1980-89_
```

To type a year, press and then the number keys. To type a dash, press plus .

2. Press .

```
1 RYAN, NOLAN  
SO 2167
```

3. Press to move down the list.

Adding Other Qualifiers

You can also narrow your lists by adding one or more of these qualifiers to your requests.




Qualifier	Meaning
AL, NL	American or National League
BR, BL, BS	Bats right, left, or switch
HOF, NHOF	Hall of Famers or not
QUAL	Qualifiers for league leader titles
P	Pitchers (with H, WT, HT, AGE)
SS	Any single season
TR, TL	Throws right or left

1. Type **MAX** or **MIN**, a stat or ratio, and other qualifiers.

```
MAX HR BR NL NHOF_
```

2. Press .

```
1 SCHMIDT, MIKE  
HR 548
```

3. Press  to move down the list.
4. Press  to see a player's career stats.
5. When you're done, press .

■ Using Other Qualifiers

- **P** narrows your list requests to pitchers. You can type P only in requests with H, WT, HT, or AGE. After biographical stats, P specifies pitchers who have never batted. After H, P specifies hits allowed.
- **SS** narrows requests to any single season.
- **QUAL** narrows requests to players with enough at-bats or innings pitched to qualify for the annual league leader titles in the various statistical categories. You may want to combine QUAL with SS in your requests. (See "Advanced List Requests.")
- Remember, you can type more than one other qualifier in your list requests.

Advanced Requests

To see highly specific lists, add a limiter *and* qualifiers to your requests. You can add a limiter, a team qualifier, a year qualifier, and as many other qualifiers as make sense. And your qualifiers can be in any order.

Advanced list requests often will be longer than one screen and will produce a list of fewer than 50 players.

1. Type the following request.

```
MIN ERA IP GT 500_
```

```
CUBS 80-89 TR_
```

This request asks for pitchers with the lowest earned run averages (MIN ERA), who pitched more than 500 innings (IP GT 500), played for the Cubs (CUBS) from 1980 through 1989 (80-89),

and threw left-handed (TL).

2. Press **ENTER** .

```
1 SMITH, LEE
ERA 29.193 ER 221
```

3. Press the indicated arrow keys.

4. Press **ENTER** to see a player's career stats.

5. When you're done, press **CLEAR** .

■ Try These Advanced Requests

- MIN BA HR GT 30 SS
- MAX SO ERA GT 4.5
- MAX W/L IP GT 2000 NL
- MAX HR WT LT 151 SS

Problems

Solutions

1. I don't see anything on screen.	1. Check that the unit is on. Then adjust the contrast. Then check the batteries.
2. I don't see all the player's stats.	2. Press the arrow keys indicated at the right of the screen.
3. My list has no well-known players in it.	3. If your request has a ratio, limit its denominator.
4. The screen says "Bad Request."	4a. Check that you typed correct stat abbreviations and spaces between each element in your request. 4b. Check that your ratio, if any, doesn't mix batting and pitching stats or contain a ratio itself. 4c. Check that your request contains no more than one limiter.

Commands

Command	Stats Displayed
players' names	career and annual stats
team names, cities, or abbrevs.	team stats
AL or NL	league standings
years	all the rookies of that year
WS	World Series results
AW	annual player award winners
HOF	Hall of Famers
MAX	maximum or most
MIN	minimum or least

Stat Abbreviations

Batting	Pitching	Biographical
AB	IP	HT
BA	ERA	WT
HR	W	AGE
RBI	L	
H	SV	
3B	ER	
2B	BB	
R	SO	
SB	H	
TB		
SLG		

Sample Ratios

Batting	Pitching	Biographical
HR/AB	W/L	HR/WT
R/AB	SO/IP	RBI/WT
RBI/AB	BB/IP	3B/WT
RBI/H	SO/BB	2B/WT
3B/AB	SO/H	SO/HT
2B/AB		
SB/AB		

Limiters and Qualifiers

Limiters (only one per request)

Greater Than	Less Than
GT	LT

Qualifiers

Team	Year	Other
team name	single year	SS
city	starting year—	AL, NL
city abbrev.	—ending year	BR, BL, BS
name + city	year—range	TR, TL
		QUAL
		HOF, NHOF
		P (pitchers)

Product Care

Replacing the Battery

The Big League Baseball Encyclopedia runs on one CR2032, 3-volt lithium battery.

To replace it, open the battery holder at the upper left of the back of the unit with your fingernails. Remove the old battery and install a new one, with its plus (+) sign facing you and aligned with the plus sign on the battery holder. Then insert the battery holder and battery into the unit.

Cleaning and Storing

To clean Big League Baseball, spray a mild glass cleaner onto a cloth and wipe its surface. Don't spray liquids directly onto the unit.

When not in use, keep your unit in its carrying pouch. Don't store Big League Baseball in extreme heat, cold, humidity or other adverse conditions.

Customer Service

If you have a problem with your unit, refer to the limited warranty information in this manual. If you purchased your Big League Baseball outside the United States, contact the place of purchase to obtain warranty or repair information.

Specifications

Model BLB-2

- Stats: Up to 11 batting, 9 pitching, and 3 biographical annual stats for more than 13,000 AL and NL players since 1876. Plus team totals, league standings; World Series results; MVP, Rookie of Year, and Cy Young award winners; and Hall of Fame players.
- Commands: names, teams, AL, NL, WS, AW, HOF, MAX, and MIN, plus limiters and qualifiers.
- Spelling correction
- Context-sensitive help messages
- self-demonstration
- screen contrast adjustment
- ROM size: 1 megabyte
- RAM size: 8 kilobytes
- Battery: 1 lithium CR2032
- Dimensions: 10.6 x 6.2 x 0.6 cm (4-1/8" x 2-3/8" x 1/4")
- Weight: 1.8 oz.

Copyrights, Trademarks, and Patents

© 1992-93 Franklin Electronic Publishers, Inc. Mt. Holly, N.J. 08060. U.S.A. All rights reserved.
© 1992-93 Peter Palmer. All rights reserved.
This manual is copyrighted 1992 by Franklin.
U.S. Patents 4,490, 811; 5,113,340
European Patent 0 136 379 PAT. PENDING
ISBN 1-56712-001-6

Limited Warranty (U.S.A. ONLY)

Franklin Electronic Publishers, Inc. ("Franklin") warrants to the end user that this product will be free from defects in material and workmanship for a period of ONE YEAR from the date of original retail purchase, as evidenced by sales receipt. On discovery of a defect, the end user must return this product (transportation charges prepaid) either to the dealer from whom it was purchased or directly to Franklin at the address given below. Each product returned must include the user's name, address, and telephone number, as well as a brief description of the nature of the defect and a copy of the sales receipt as proof of the date of the original retail purchase. Franklin will, at its option, repair or replace any product at no further charge to the end user on determination by Franklin, in its sole discretion, that the product was defective and that such defect arose within the duration of this limited warranty.

Enclose \$3.00 check or money order for shipping and handling to Franklin Electronic Publishers, Inc.

This warranty does not apply if, in the sole discretion of Franklin, the product has been tampered with, damaged by accident, abuse, misuse, or misapplication, or as a result of service or modification by any party, including any dealer, other than Franklin. FRANKLIN SHALL NOT BE RESPONSIBLE IN ANY WAY FOR ANY SERVICE OR MODIFICATION TO THIS PRODUCT BY ANY PARTY, INCLUDING ANY DEALER, OTHER THAN FRANKLIN.

This warranty applies only to products manufactured by or for Franklin. Batteries, corrosion of battery contacts and any damage caused by batteries are not covered by this warranty.

ALL IMPLIED WARRANTIES, INCLUDING ANY IMPLIED WARRANTIES OF MERCHANTABILITY OR FITNESS FOR A PARTICULAR PURPOSE, SHALL BE STRICTLY LIMITED IN DURATION TO THAT OF THE EXPRESS WARRANTY SET FORTH ABOVE, THAT IS, ONE YEAR FROM THE DATE OF ORIGINAL RETAIL PURCHASE.

THE WARRANTY AND REMEDY SET FORTH ABOVE ARE THE EXCLUSIVE REMEDY OF THE RETAIL BUYER AND END USER IN CONNECTION WITH THE MANUFACTURE, SALE, OR USE OF THIS PRODUCT AND ARE IN LIEU OF ANY AND ALL OTHER WARRANTIES OR REMEDIES, WRITTEN OR ORAL, EXPRESS OR IMPLIED. NO FRANKLIN DEALER, AGENT, OR EMPLOYEE IS AUTHORIZED TO MAKE ANY ADDITIONAL WARRANTY IN THIS REGARD OR TO MAKE ANY MODIFICATION OR EXTENSION OF THIS EXPRESS WARRANTY.

FRANKLIN SHALL NOT BE RESPONSIBLE FOR SPECIAL, INCIDENTAL, OR CONSEQUENTIAL DAMAGES RESULTING FROM THE BREACH OF ANY EXPRESS OR IMPLIED WARRANTY OR IN CONNECTION WITH THE MANUFACTURE, SALE, OR USE OF THIS PRODUCT UNDER ANY LEGAL THEORY, WHICH DAMAGES SHALL INCLUDE, BUT NOT BE LIMITED TO, LOST PROFITS, DAMAGES TO PROPERTY OR DAMAGES FOR PERSONAL INJURY (BUT ONLY TO THE EXTENT PERMITTED BY LAW), UNLESS OTHERWISE CONTRARY TO APPLICABLE LAW. FRANKLIN'S LIABILITY SHALL IN NO CASE EXCEED THE PRICE PAID FOR THE PRODUCT CLAIMED TO BE DEFECTIVE.

This warranty shall not be applicable to the extent that the enforcement of any provision may be prohibited by applicable law. This warranty gives you specific rights, and you may also have other rights which vary from state to state. Some states do not allow the exclusion or limitation of incidental or consequential damages or limitation on how long an implied warranty may last so the above limitation or exclusion may not apply to you. Enclose \$3.00 check or money order for shipping and handling to:

FRANKLIN ELECTRONIC PUBLISHERS, INC.
ATTENTION: SERVICE DEPARTMENT
122 BURRS ROAD
MT. HOLLY, NEW JERSEY 08060
609-261-4800

Key Guide

Function Keys

CLEAR

Return to PLAY BALL!

ENTER

Enter a request.

HELP

Show a help message.

NEXT/PREV

Show next stats.

ON/OFF


Turn unit on or off.

SPACE

Type a space.

Arrow Keys



Scroll through stats.  also erases letters.



Zoom through stats.

Baseball Key Combinations*



Show previous stats.



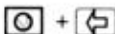
Type numbers.



Type a decimal or dash.



Switch between batting and pitching stats.



At the far left of stats, return to your request.

* Press  and then press the other key.

BAT/PITCH key

- at player stats 16
- at team stats 18

Battery, replacing 45

Batting averages

- finding 11
- restrictions in ratios 27

Batting stats

- defined 13
- finding batters' 11
- finding pitchers' 16
- list of 5

Best- & worst-ever lists 25

Biographical stats

- for non-batting pitchers 36
- limiting in requests 31
- list of 5
- using in ratios 42
- using in requests 26

Birthdays

- finding 11, 14
- how calculated for season stats 31

Cleaning and storing 45

Customer service 45

Cy Young winners 23

Decimals

- in innings pitched (IP) 15
- in ratio values 27

typing 30

use in limiters 30

Demonstration 9

Earned run averages

- defined 15
- finding 14
- restrictions in ratios 27

Finding

- batting stats by player 11
- birthdays 11, 14
- games behind first 20
- handedness 11, 14
- heights 11, 14
- league standings 20
- next & previous yrs standings 21
- pitching stats by player 14
- team won/lost records over seasons 22
- weights 11
- World Series results 23

GB (games behind) 20

Hall of Famers

- as a qualifier 35
- finding 23

Handedness

- finding 11, 14

Heights

- finding 11, 14

HELP key 9

Hits

- as a batting stat 5
- as a pitching stat 15, 36

INF (infinite)

- as a ratio value 28

League standings 20

Limiters

- list of 43
- using in requests 30

MVPs 23

Names

- players' misspellings 13
- typing 12
- teams' city abbreviations 17
- typing 17

NEXT/PREV key

- at league standings 21
- at player stats 13
- at team stats 19

Pitching stats

- batters' 16
- defined 15
- list of 5
- pitchers' 14

Players

- award winners 23

batting stats

- finding 11
- list of 5

biographical stats

- list of 5

Hall of Famers 23

pitching stats

- finding 14
- list of 5

Qualifiers

- list of 43
- others 35, 36
- team 32
- year(s) 34

Ratios

- limiting with a limiter 30
- restrictions on 27
- sample list 42
- using in requests 27

Requesting player lists

- advanced requests 37
- best- & worst-ever lists 25
- with ratios 27

Returning to requests 7, 33

Rookies

- for a given year 22
- of the Year awards 23

Screen contrast, adjusting 6

Slugging avg.

- defined 13
- finding 11
- restricted in ratios 27

Spellings, correcting 13

Statistics

- abbreviations 41
- list of 5

Team

- names
 - typing 17
- stats
 - finding 17
 - for next & previous years 19
 - from league standings 21
 - moving from batting to pitching 18
 - moving to player stats 18
- won/lost records over seasons 22

Total bases

- defined 13
- finding 11

Typing

- dashes 34
- decimals 30

- leagues 20
- limiters 30
- numbers 19
- qualifiers 32
- year(s) 20

Weights

- finding 11, 14

World Series results 23

Years

- as qualifiers 34
- typing 19

Franklin[®]
Electronic Publishers
Mount Holly, NJ 08060